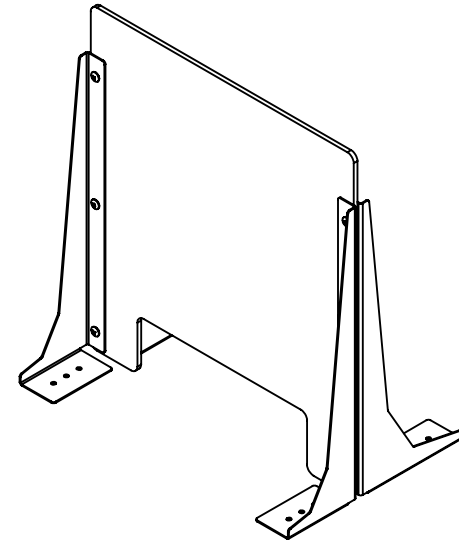


FIXED BARRIER SHOWN



FREE STANDING BARRIER SHOWN

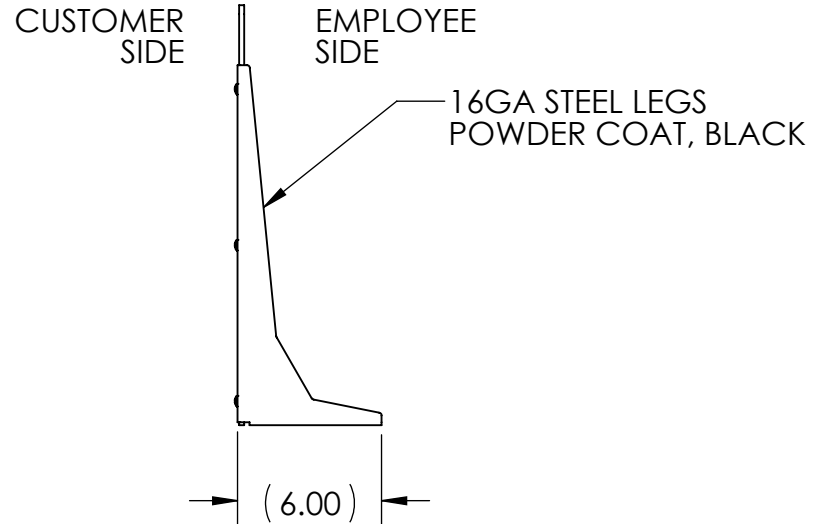
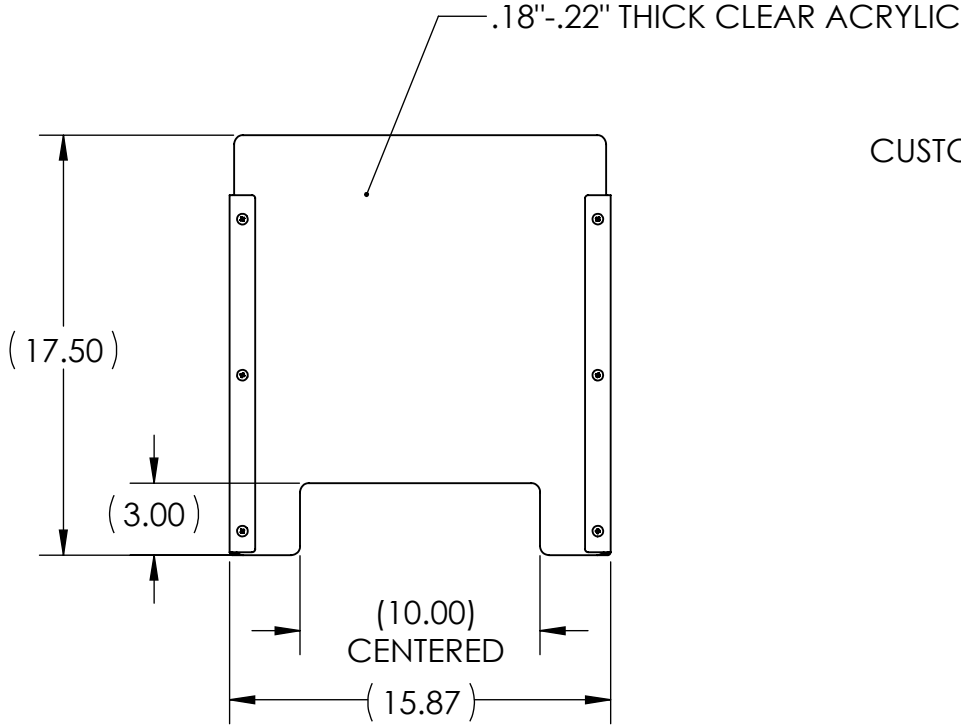
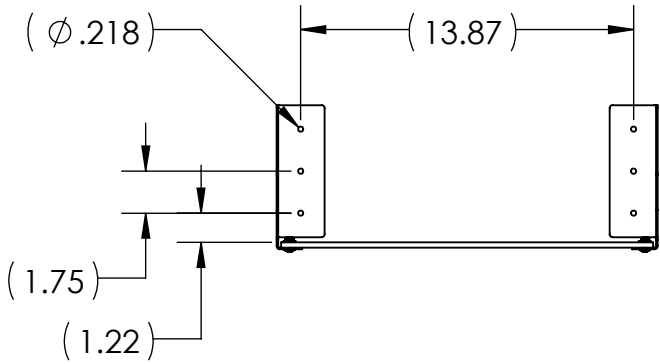
SURFACE OR COUNTER MOUNTING:

- 1. FIXED BARRIER (SEE SHEET 2):**
VHB TAPE, ACRYLIC ADHESIVE (SUPPLIED) -OR-
#10 SCREW, QTY: 4 (NOT SUPPLIED).
- 2. FREE STANDING BARRIER (SEE SHEET 3):**
LEFT AND RIGHT LEG MOUNTED ON CUSTOMER SIDE (SUPPLIED).
NOTE THAT THIS REQUIRES 4" MIN CLEARANCE ON CUSTOMER SIDE.
ASSEMBLY REQUIRED.
- 3.** APPROXIMATE WEIGHT:
4.21lbs. FIXED BARRIER
- 4.** APPROXIMATE WEIGHT:
5.61lbs. FREE STANDING BARRIER

KENDALL HOWARD CONFIDENTIAL THE INFORMATION CONTAINED IN THIS DRAWING IS THE SOLE PROPERTY OF KENDALL HOWARD. ANY REPRODUCTION IN PART OR AS A WHOLE WITHOUT THE WRITTEN PERMISSION OF KENDALL HOWARD IS STRICTLY PROHIBITED.					UNLESS OTHERWISE SPECIFIED, ALL DIMENSIONS ARE IN INCHES.		APPROVAL		DATE		KENDALL HOWARD	
					TOLERANCES: FRACTIONAL: $\pm 1/8$ ANGULAR: $\pm 1^\circ$ TWO PLACE DECIMAL: $\pm .03$ THREE PLACE DECIMAL: $\pm .010$ HOLE: $\pm .005$		DRAWN BS 05/05/2020 DESIGN RH 05/07/2020 ENG APPR MFG APPR		TITLE: PRODUCT DATA- 16X18 BARRIER			
MANUFACTURING COMMENTS: Product data document					MATERIAL: NA		LEGACY Part Number:		SIZE DWG. NO. REV A SB-AC-1618 01			
					SURFACE AREA (in²): NA		CLASSIFICATION: Product Data		SCALE: 1:8 WEIGHT (lbs): 4.21 SHEET 1 OF 3			
FINISH ID: NA					FINISH DESCRIPTION: NA		THIRD ANGLE PROJECTION		INTERPRET DIMENSIONS AND TOLERANCES PER ASME Y14.5-2009			
DO NOT SCALE DRAWING												

NA	INITIAL RELEASE.	BS	05/07/2020	BS
ECO No:	Description:	By:	Date:	App By:

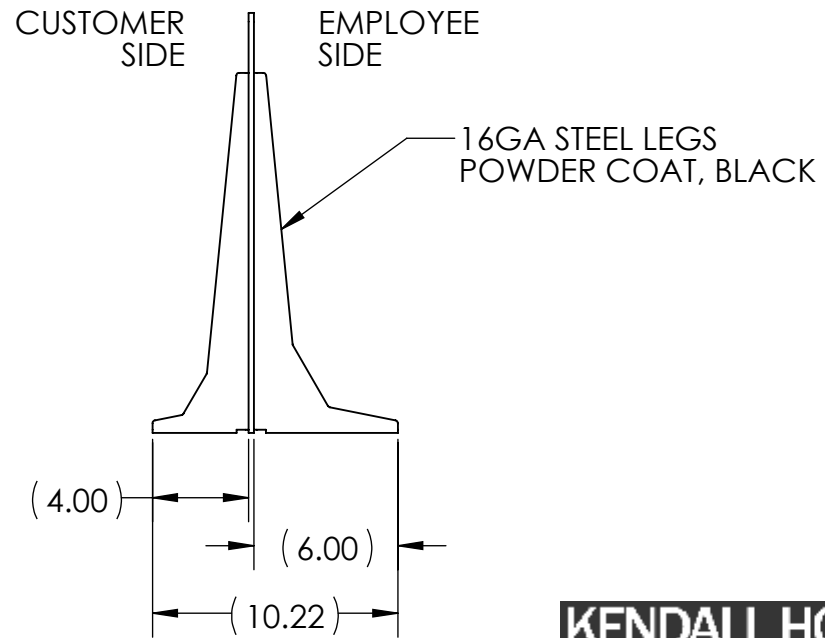
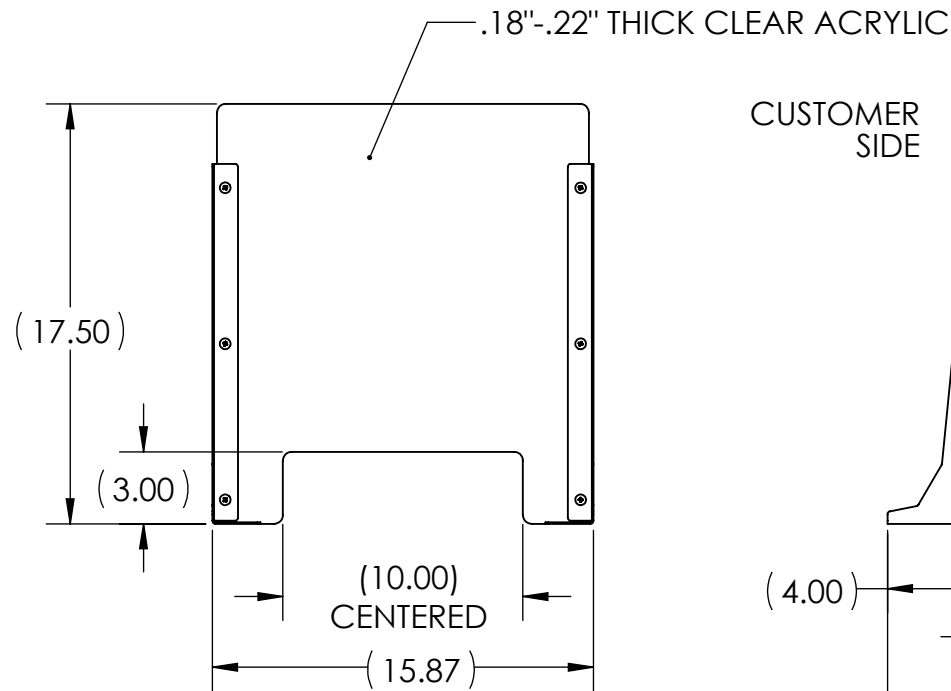
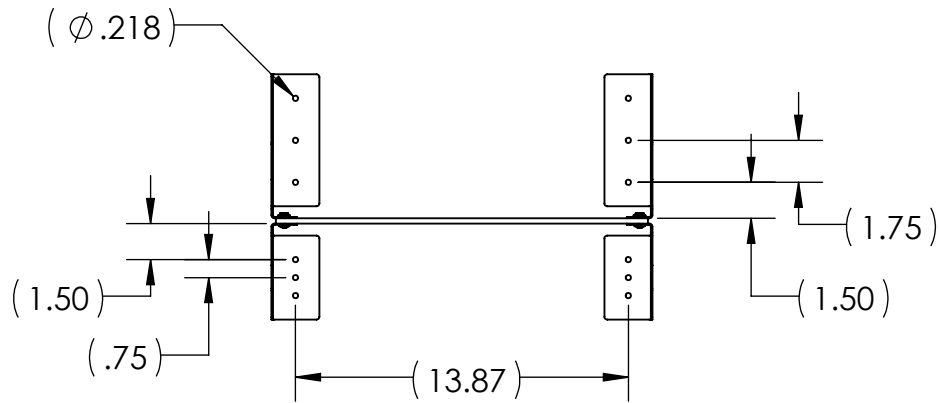
FIXED BARRIER SHOWN



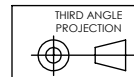
KENDALL HOWARD		
SIZE	DWG. NO.	REV
A	SB-AC-1618	01
PRODUCT DATA		
SCALE: 1:8	WEIGHT (lbs): 4.21	SHEET 2 OF 3

THIRD ANGLE PROJECTION	INTERPRET DIMENSIONS AND TOLERANCES PER ASME Y14.5-2009
---------------------------	---

FREE STANDING BARRIER SHOWN



KENDALL HOWARD		
SIZE	DWG. NO.	REV
A	SB-AC-1618	01
PRODUCT DATA		
SCALE: 1:8	WEIGHT (lbs): 4.21	SHEET 3 OF 3



INTERPRET DIMENSIONS AND TOLERANCES PER ASME Y14.5-2009