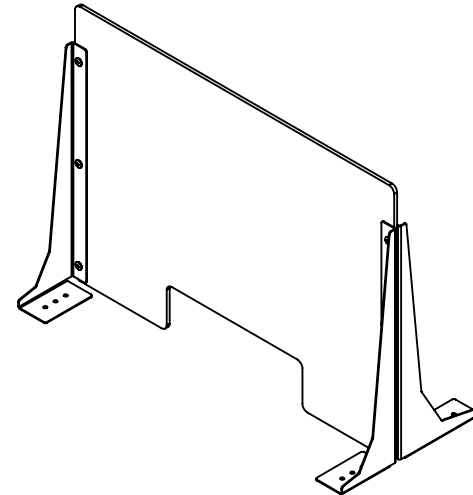


FIXED BARRIER SHOWN



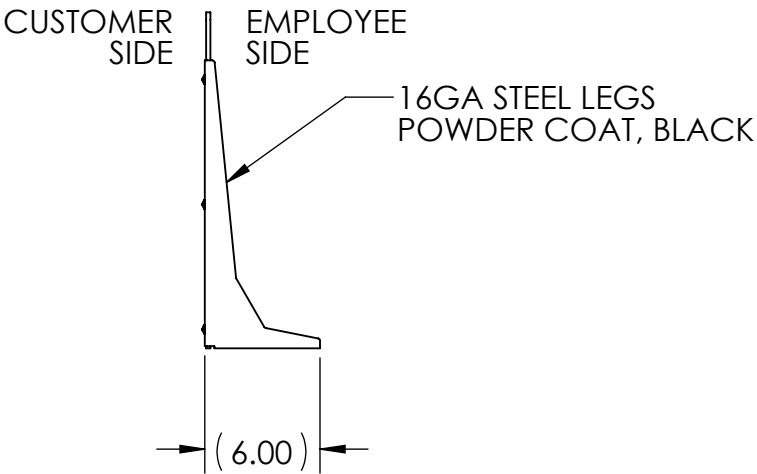
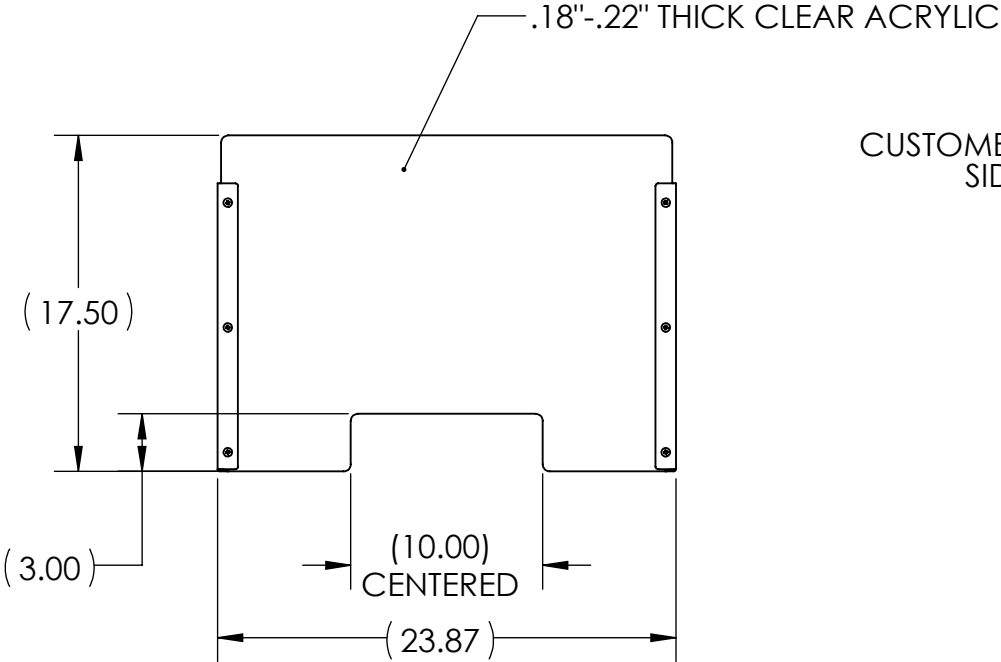
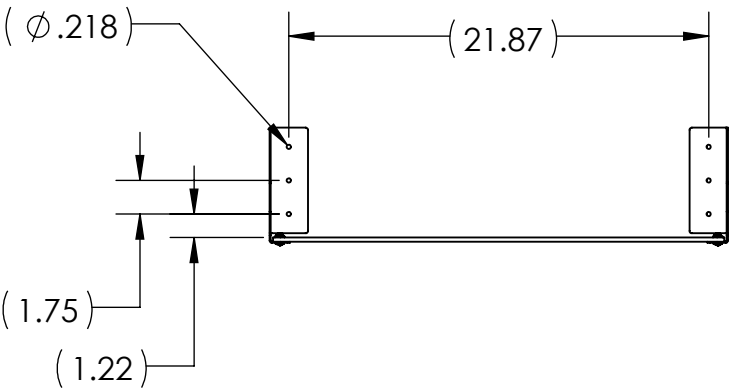
FREE STANDING BARRIER SHOWN

SURFACE OR COUNTER MOUNTING:

1. **FIXED BARRIER (SEE SHEET 2):**
VHB TAPE, ACRYLIC ADHESIVE (SUPPLIED) -OR-
#10 SCREW, QTY: 4 (NOT SUPPLIED).
2. **FREE STANDING BARRIER (SEE SHEET 3):**
LEFT AND RIGHT LEG MOUNTED ON CUSTOMER SIDE (SUPPLIED).
NOTE THAT THIS REQUIRES 4" MIN CLEARANCE ON CUSTOMER SIDE.
ASSEMBLY REQUIRED.
3. APPROXIMATE WEIGHT:
5.54 lbs. FIXED BARRIER
6.94 lbs. FREE STANDING BARRIER

KENDALL HOWARD CONFIDENTIAL THE INFORMATION CONTAINED IN THIS DRAWING IS THE SOLE PROPERTY OF KENDALL HOWARD. ANY REPRODUCTION IN PART OR AS A WHOLE WITHOUT THE WRITTEN PERMISSION OF KENDALL HOWARD IS STRICTLY PROHIBITED.					UNLESS OTHERWISE SPECIFIED, ALL DIMENSIONS ARE IN INCHES. TOLERANCES: FRACTIONAL: $\pm 1/8$ ANGULAR: $\pm 1^\circ$ TWO PLACE DECIMAL: $\pm .03$ THREE PLACE DECIMAL: $\pm .010$ HOLE: $\pm .005$		APPROVAL DRAWN BS 05/05/2020 DESIGN RH 05/07/2020 ENG APPR MFG APPR		DATE 05/05/2020 05/07/2020		KENDALL HOWARD	
MANUFACTURING COMMENTS: Product data					MATERIAL: NA SURFACE AREA (in²): NA FINISH ID: NA FINISH DESCRIPTION: NA		LEGACY Part Number:		CLASSIFICATION: Product Data		TITLE: PRODUCT DATA- 24X18 BARRIER	
NA INITIAL RELEASE. BS 05/07/2020 BS					DO NOT SCALE DRAWING				INTERPRET DIMENSIONS AND TOLERANCES PER ASME Y14.5-2009		SIZE DWG. NO. REV A SB-AC-2418 01 PRODUCT DATA	
ECO No: Description: By: Date: App By:							SCALE: 1:10 WEIGHT (lbs): 5.54		SHEET 1 OF 3			

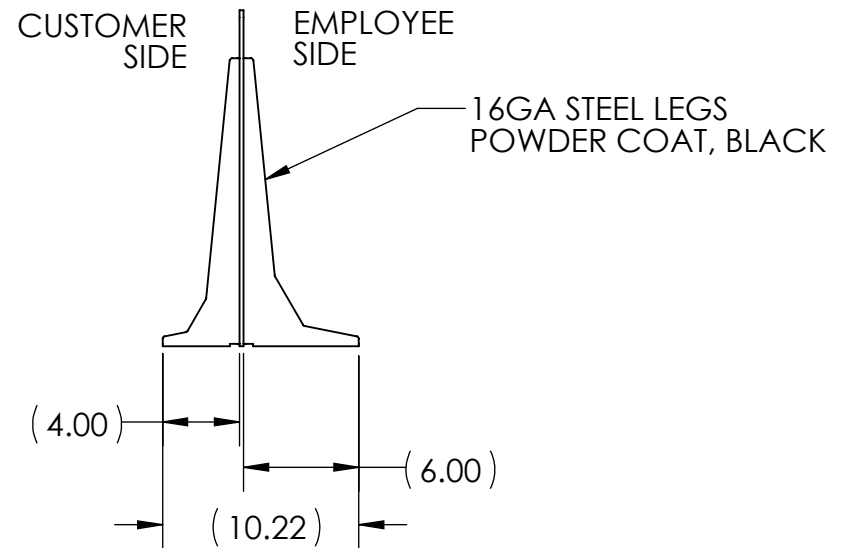
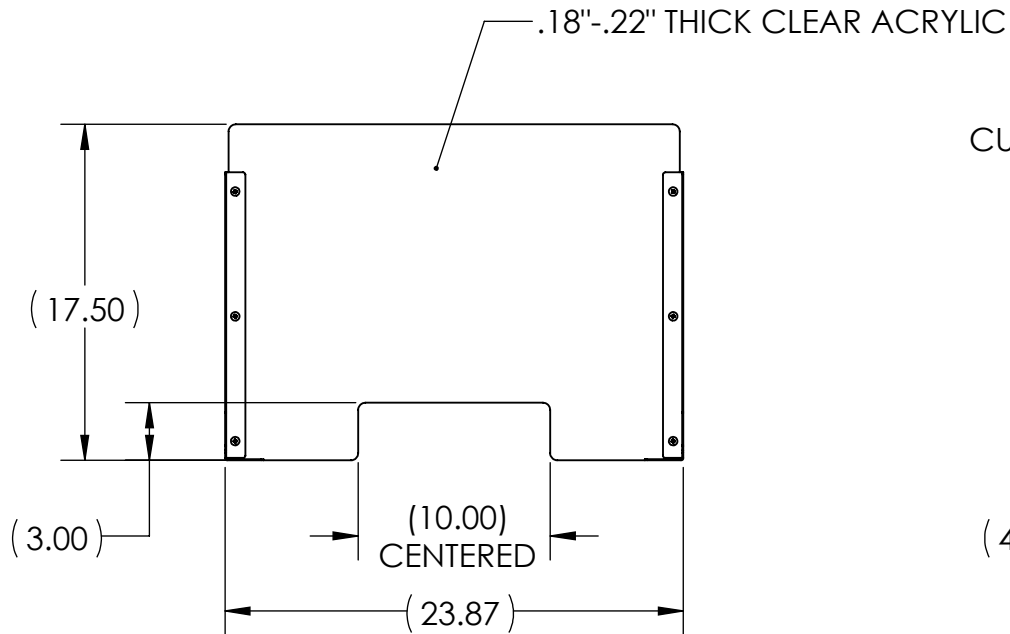
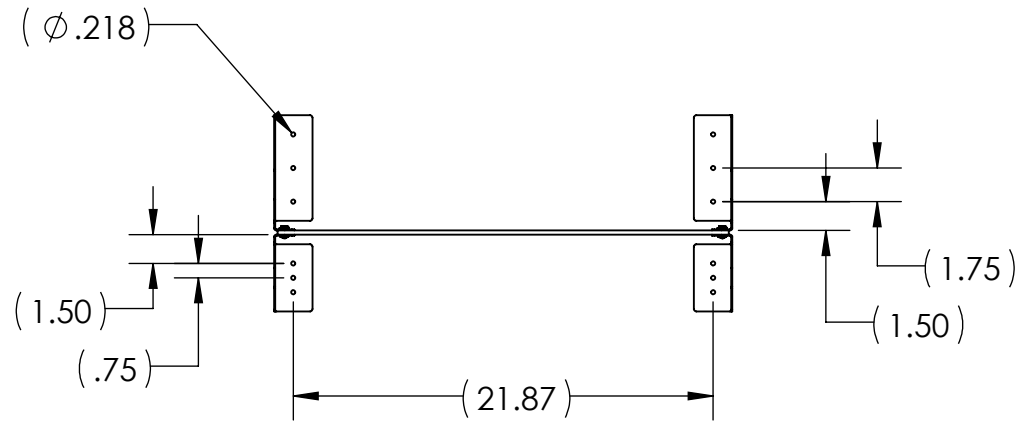
FIXED BARRIER SHOWN



KENDALL HOWARD		
SIZE	DWG. NO.	REV
A	SB-AC-2418	01
PRODUCT DATA		
SCALE: 1:10	WEIGHT (lbs): 5.54	SHEET 2 OF 3

THIRD ANGLE PROJECTION	INTERPRET DIMENSIONS AND TOLERANCES PER ASME Y14.5-2009
------------------------	---

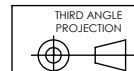
FREE STANDING BARRIER SHOWN



KENDALL HOWARD

SIZE A	DWG. NO. SB-AC-2418	REV 01
PRODUCT DATA		

SCALE: 1:10	WEIGHT (lbs): 5.54	SHEET 3 OF 3
-------------	--------------------	--------------



INTERPRET DIMENSIONS AND TOLERANCES PER ASME Y14.5-2009