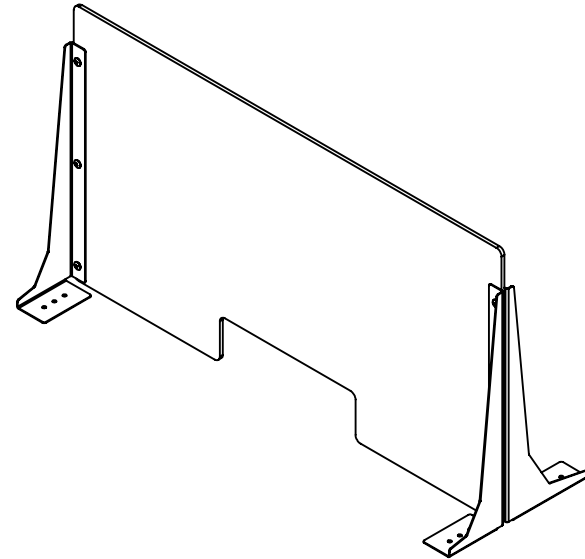


FIXED BARRIER SHOWN



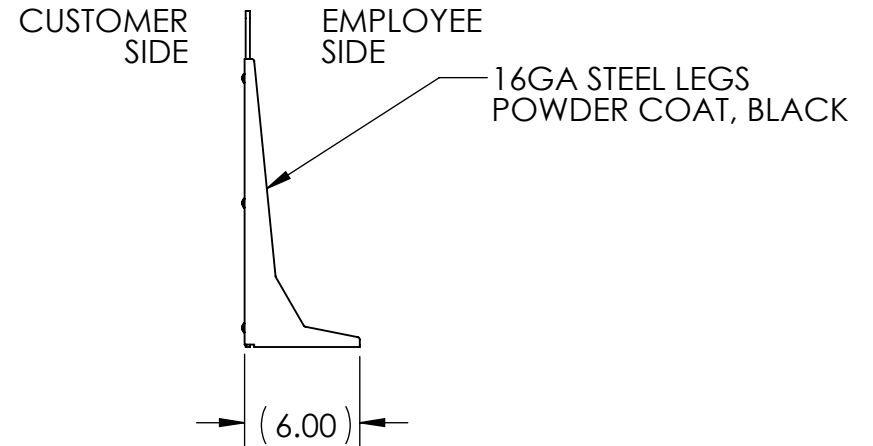
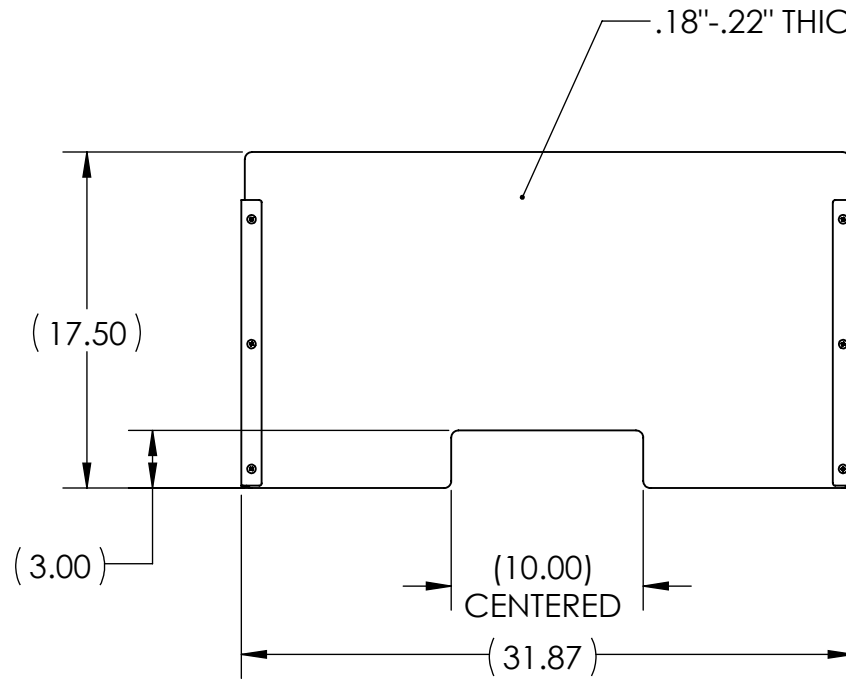
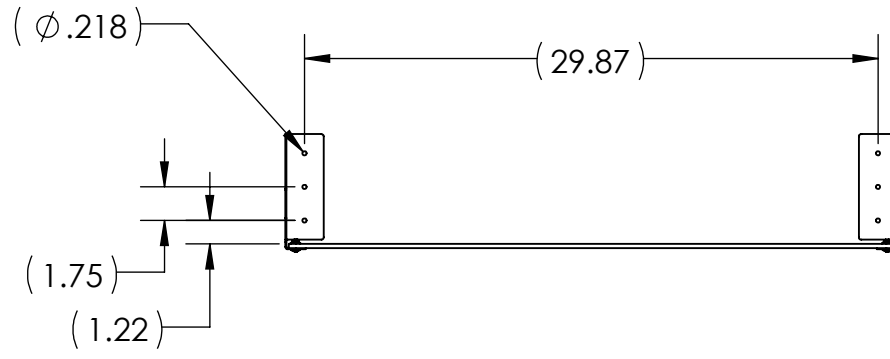
FREE STANDING BARRIER SHOWN

**SURFACE OR COUNTER MOUNTING:**

1. **FIXED BARRIER (SEE SHEET 2):**  
VHB TAPE, ACRYLIC ADHESIVE (SUPPLIED) -OR-  
#10 SCREW, QTY: 4 (NOT SUPPLIED).
2. **FREE STANDING BARRIER (SEE SHEET 3):**  
LEFT AND RIGHT LEG MOUNTED ON CUSTOMER SIDE (SUPPLIED).  
NOTE THAT THIS REQUIRES 4" MIN CLEARANCE ON CUSTOMER SIDE.  
ASSEMBLY REQUIRED.
3. APPROXIMATE WEIGHT:
4. 6.88 lbs. FIXED BARRIER  
8.28 lbs. FREE STANDING BARRIER

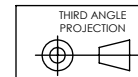
<b>KENDALL HOWARD CONFIDENTIAL</b> THE INFORMATION CONTAINED IN THIS DRAWING IS THE SOLE PROPERTY OF KENDALL HOWARD. ANY REPRODUCTION IN PART OR AS A WHOLE WITHOUT THE WRITTEN PERMISSION OF KENDALL HOWARD IS STRICTLY PROHIBITED.					<b>UNLESS OTHERWISE SPECIFIED, ALL DIMENSIONS ARE IN INCHES.</b> TOLERANCES: FRACTIONAL: $\pm 1/8$ ANGULAR: $\pm 1^\circ$ TWO PLACE DECIMAL: $\pm .03$ THREE PLACE DECIMAL: $\pm .010$ HOLE: $\pm .005$		<b>APPROVAL</b>		<b>DATE</b>		<div style="text-align: right; font-weight: bold; font-size: 1.2em;">KENDALL HOWARD</div> <div style="text-align: right;"> <b>TITLE:</b>  <b>PRODUCT DATA- 32X18 BARRIER</b> </div>	
							DRAWN BS		05/06/2020			
							DESIGN RH		05/07/2020			
							ENG APPR					
<b>MANUFACTURING COMMENTS:</b> Product data					MATERIAL: NA		MFG APPR		<div style="display: flex; justify-content: space-between;"> <div style="width: 45%;"> <b>SIZE</b>  <div style="font-size: 2em; font-weight: bold; margin-bottom: 5px;">A</div> </div> <div style="width: 45%;"> <b>DWG. NO.</b>  <b>SB-AC-3218</b>  <b>PRODUCT DATA</b> </div> </div>			
					SURFACE AREA (in <sup>2</sup> ): NA		LEGACY Part Number:					
					FINISH ID: NA		CLASSIFICATION:					
					FINISH DESCRIPTION: NA		Barriers					
ECO No:      Description:      By:      Date:      App By:					THIRD ANGLE PROJECTION		INTERPRET DIMENSIONS AND TOLERANCES PER ASME Y14.5-2009		<b>REV</b> <div style="font-size: 2em; font-weight: bold;">01</div>			
					DO NOT SCALE DRAWING				SCALE: 1:10      WEIGHT (lbs): 6.88      SHEET 1 OF 3			

# FIXED BARRIER SHOWN



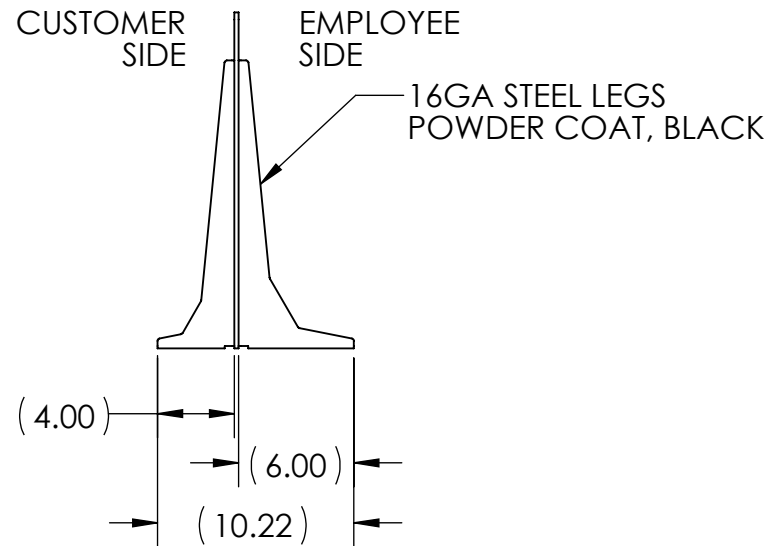
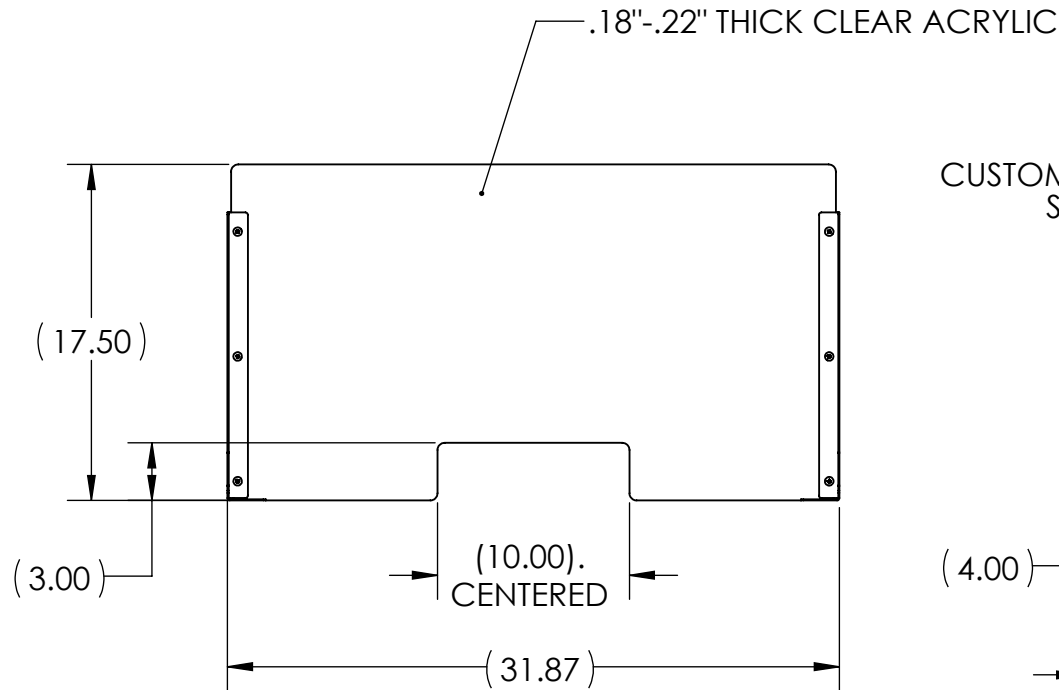
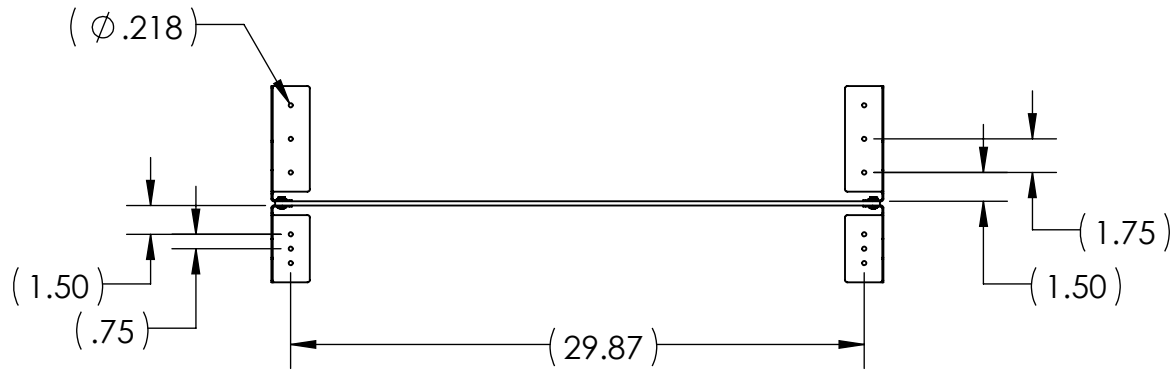
**KENDALL HOWARD**

SIZE	DWG. NO.	REV
<b>A</b>	<b>SB-AC-3218</b>	<b>01</b>
<b>PRODUCT DATA</b>		
SCALE: 1:10	WEIGHT (lbs): 6.88	SHEET 2 OF 3



INTERPRET DIMENSIONS  
AND TOLERANCES PER  
ASME Y14.5-2009

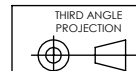
# FREE STANDING BARRIER SHOWN



**KENDALL HOWARD**

SIZE	DWG. NO.	REV
<b>A</b>	<b>SB-AC-3218</b>	<b>01</b>
<b>PRODUCT DATA</b>		

SCALE: 1:10	WEIGHT (lbs): 6.88	SHEET 3 OF 3
-------------	--------------------	--------------



INTERPRET DIMENSIONS AND TOLERANCES PER ASME Y14.5-2009