

FIXED BARRIER SHOWN

FREE STANDING BARRIER SHOWN

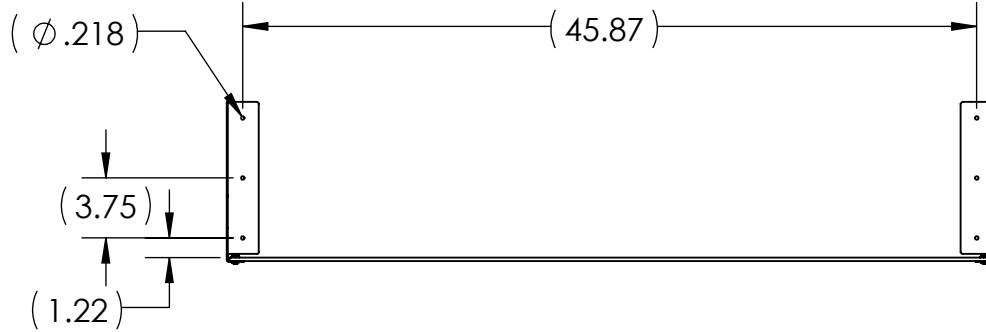
SURFACE OR COUNTER MOUNTING:

1. **FIXED BARRIER (SEE SHEET 2):**
VHB TAPE, ACRYLIC ADHESIVE (SUPPLIED) -OR-
#10 SCREW, QTY: 4 (NOT SUPPLIED).
2. **FREE STANDING BARRIER (SEE SHEET 3):**
LEFT AND RIGHT LEG MOUNTED ON CUSTOMER SIDE (SUPPLIED).
NOTE THAT THIS REQUIRES 4" MIN CLEARANCE ON CUSTOMER SIDE.
ASSEMBLY REQUIRED.
3. APPROXIMATE WEIGHT:
17.22 lbs. FIXED BARRIER
4. APPROXIMATE WEIGHT:
19.31 lbs. FREE STANDING BARRIER

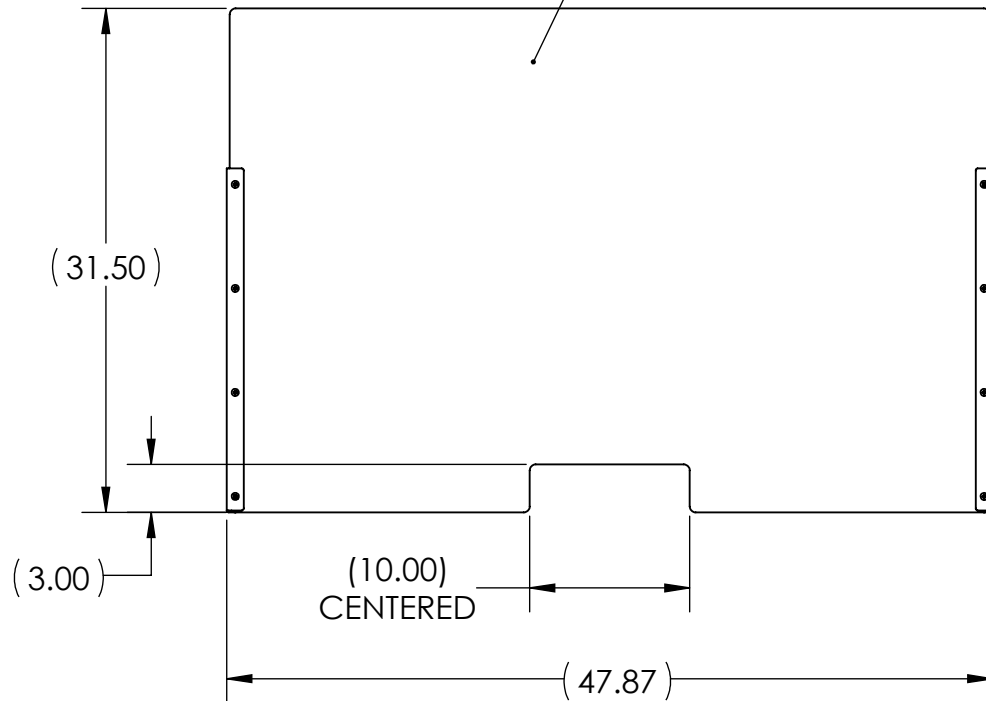
<p>KENDALL HOWARD CONFIDENTIAL THE INFORMATION CONTAINED IN THIS DRAWING IS THE SOLE PROPERTY OF KENDALL HOWARD. ANY REPRODUCTION IN PART OR AS A WHOLE WITHOUT THE WRITTEN PERMISSION OF KENDALL HOWARD IS STRICTLY PROHIBITED.</p> <p>MANUFACTURING COMMENTS: Product data</p>					<p>UNLESS OTHERWISE SPECIFIED, ALL DIMENSIONS ARE IN INCHES.</p>		<p>APPROVAL</p>		<p>DATE</p>		<p>KENDALL HOWARD</p>	
					<p>TOLERANCES: FRACTIONAL: $\pm 1/8$ ANGULAR: $\pm 1^\circ$ TWO PLACE DECIMAL: $\pm .03$ THREE PLACE DECIMAL: $\pm .010$ HOLE: $\pm .005$</p>		<p>DRAWN BS 05/06/2020</p>		<p>DESIGN RH 05/07/2020</p>			
					<p>MATERIAL: NA</p>		<p>ENG APPR</p>		<p>MFG APPR</p>			
					<p>SURFACE AREA (in²): NA</p>		<p>LEGACY Part Number:</p>		<p>CLASSIFICATION: Barriers</p>			
<p>FINISH ID: NA</p>					<p>FINISH DESCRIPTION: NA</p>		<p>THIRD ANGLE PROJECTION</p>		<p>INTERPRET DIMENSIONS AND TOLERANCES PER ASME Y14.5-2009</p>			
											<p>DO NOT SCALE DRAWING</p>	
											<p>ECO No:</p>	
<p>NA INITIAL RELEASE. BS 05/07/2020 BS</p>					<p>DO NOT SCALE DRAWING</p>		<p>THIRD ANGLE PROJECTION</p>		<p>INTERPRET DIMENSIONS AND TOLERANCES PER ASME Y14.5-2009</p>			
<p>ECO No: Description: By: Date: App By:</p>					<p>DO NOT SCALE DRAWING</p>		<p>THIRD ANGLE PROJECTION</p>		<p>INTERPRET DIMENSIONS AND TOLERANCES PER ASME Y14.5-2009</p>			

<p>TITLE:</p> <p>PRODUCT DATA- 48X32 BARRIER</p>		
<p>SIZE</p> <p style="font-size: 2em; font-weight: bold;">A</p>	<p>DWG. NO.</p> <p style="font-size: 1.5em; font-weight: bold;">SB-AC-48X32</p> <p style="font-size: 1.5em; font-weight: bold;">PRODUCT DATA</p>	<p>REV</p> <p style="font-size: 2em; font-weight: bold;">01</p>
<p>SCALE: 1:12 WEIGHT (lbs): 17.22 SHEET 1 OF 3</p>		

FIXED BARRIER SHOWN



.18"-.22" THICK CLEAR ACRYLIC



CUSTOMER
SIDE

EMPLOYEE
SIDE

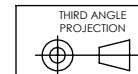
16GA STEEL LEGS
POWDER COAT, BLACK

(10.00)

KENDALL HOWARD


SIZE A	DWG. NO. SB-AC-48X32	REV 01
PRODUCT DATA		

SCALE: 1:12	WEIGHT (lbs): 17.22	SHEET 2 OF 3
-------------	---------------------	--------------

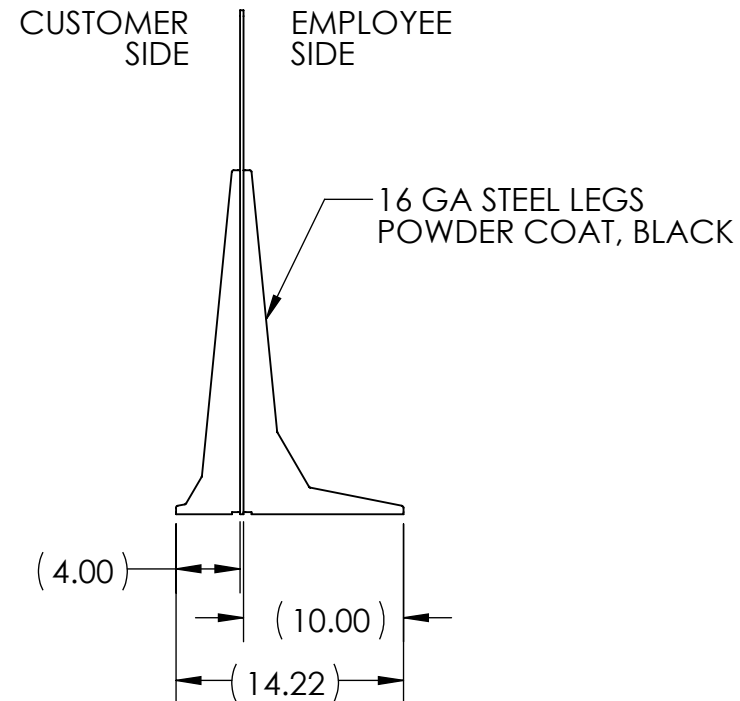
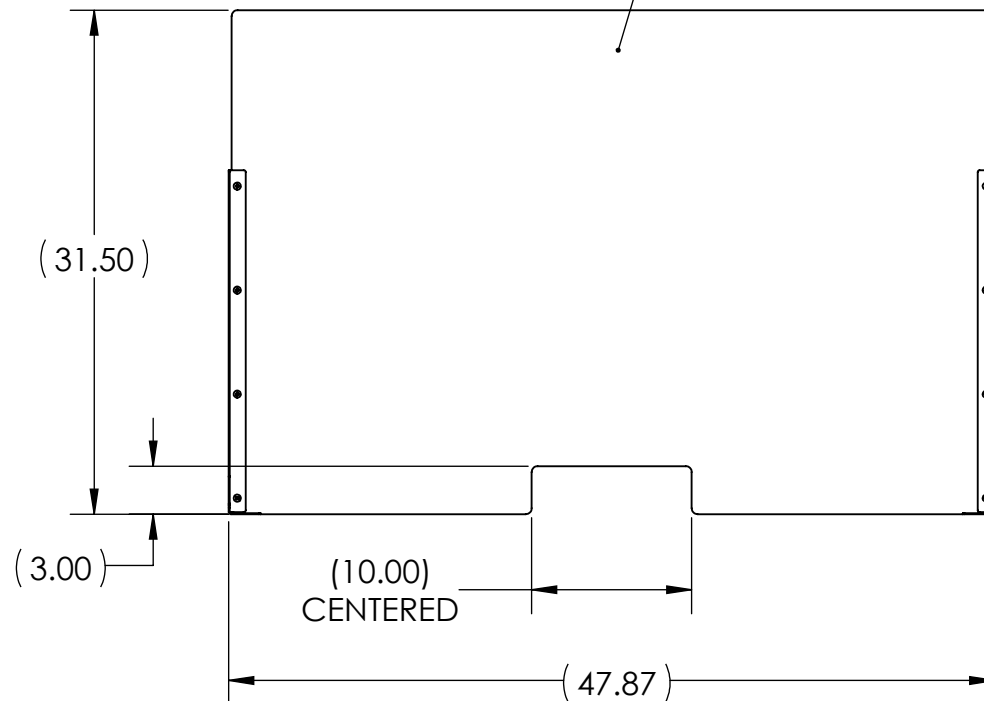


INTERPRET DIMENSIONS
AND TOLERANCES PER
ASME Y14.5-2009

FREE STANDING BARRIER SHOWN



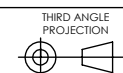
.18"-.22" THICK CLEAR ACRYLIC



KENDALL HOWARD

SIZE **A** DWG. NO. **SB-AC-48X32** PRODUCT DATA REV **01**

SCALE: 1:12 WEIGHT (lbs): 17.22 SHEET 3 OF 3



INTERPRET DIMENSIONS AND TOLERANCES PER ASME Y14.5-2009